

INDUSTRIAL DIESEL ENGINE


KUBOTA 05-SERIES (3-cylinder)

D1305-E3B

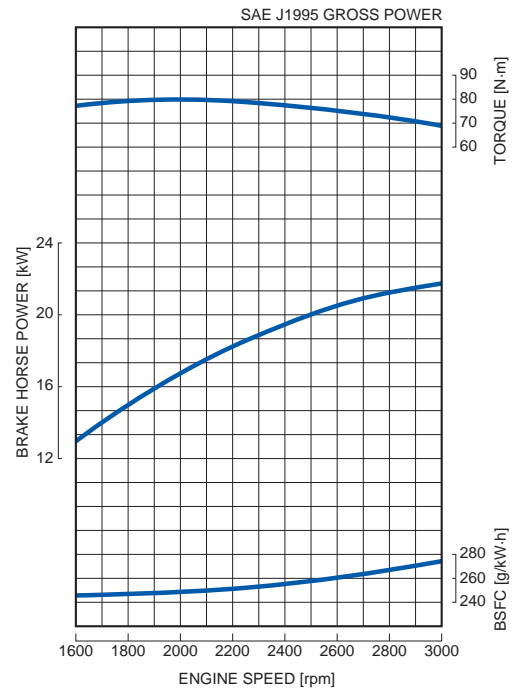


RATED POWER

21.7 kW/3000 rpm



PERFORMANCE CURVE



FEATURES with BENEFITS

Emissions

- The D1305 engine complies with EPA Interim Tier 4 emissions regulations that are effective through the end of 2012. This engine also complies with EU Stage 3A requirements that are effective through 2012 and beyond in the European market.

Durable Power

- The D1305 engine is a new high power density engine that delivers the highest output in a naturally aspirated 3-cylinder configuration within the Kubota 05-Series.
- By expanding the stroke, Kubota increased engine displacement by 12% compared to the D1105 while maintaining the same footprint. By adopting a shallow, large-capacity oil pan and extended gear case, the engine height is lower, providing a compact engine package.
- The cooling water passages between the cylinder bores, using Kubota's original casting technology as a countermeasure against heat load of high power density, provides both superior endurance and reliable engine characteristics.

Clean and Quiet Power

- Kubota's original E-TVCS (Three Vortex Combustion System) has been improved. The airflow, combustion chamber and piston recess were optimized to provide a 50% lower particulate matter (PM) level, the same stringent level as above the 37kW class (EPA Interim Tier 4).
- The half-float valve cover and MoS₂ coated pistons reduce noise levels and provide reduced transmitted vibration from the valve area for better noise characteristics.

Option

- A variety of engine accessory options for the existing Kubota 05-series is also available for this engine.

GENERAL SPECIFICATION

Model		D1305-E3B
Emission Regulation		Interim Tier 4 / Stage 3A
Type		Vertical 3-cycle Liquid Cooled Diesel
Number of Cylinders		3
Bore	mm (in)	78.0 (3.07)
Stroke	mm (in)	88.0 (3.46)
Displacement	L (cu.in)	1.261 (76.95)
Combustion System		Indirect Injection
Intake System		Naturally Aspirated
Maximum Speed	rpm	3000
Output: SAE J1995 Gross Power	kW	21.7
	hp	29.1
	ps	29.5
Direction of Rotation		Counterclockwise Viewed on Flywheel
Oil Pan Capacity	L (gal)	5.7 (1.51)
Starter Capacity	V-kW	12-1.2 [US] / 12-1.4 [EU]
Alternator Capacity	V-A	12-40
Length	mm (in)	497.6 (19.59)
Width	mm (in)	396.0 (15.59)
Height (1)	mm (in)	590.1 (23.20)
Height (2)	mm (in)	215.6 (8.49)
Dry Weight	kg (lb)	95.0 (209.4)

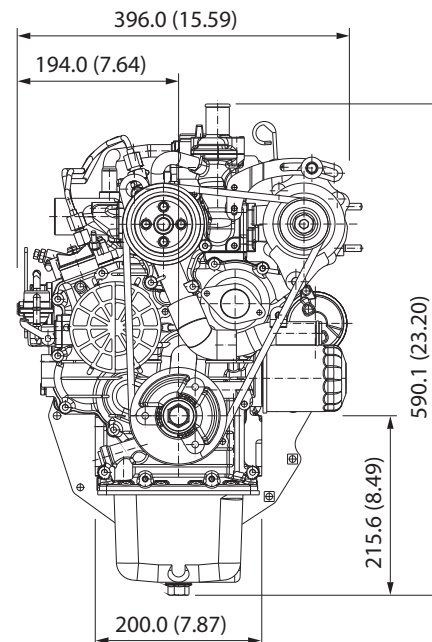
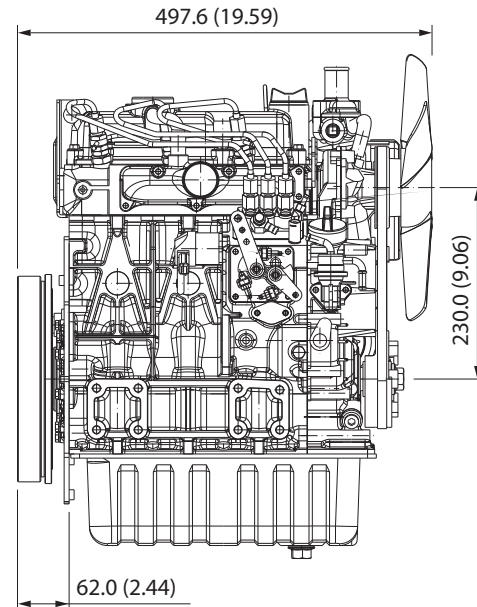
*Specification is subject to change without notice.

*Dry weight is according to Kubota's standard specification.

When specification varies, the weight will vary accordingly.

*SAE J1995 Gross Power: 1-hour rating based on engine without cooling fan, air cleaner and muffler, with alternator.

DIMENSIONS



Kubota Corporation

2-47, Shikitsuhigashi 1-chome, Naniwa-ku, Osaka, 556-8601 Japan
 Fax: +81 (0) 6 6648 /35 21
<http://www.engine.kubota.ne.jp>

Kubota (Deutschland) GmbH

Senefelder Str. 3-5

63110 Rodgau

Phone: +49 (0) 6106 / 873 - 113

Fax: +49 (0) 6106 / 873 - 196

eMail: motoren@kubota.de

homepage: www.kubota.de